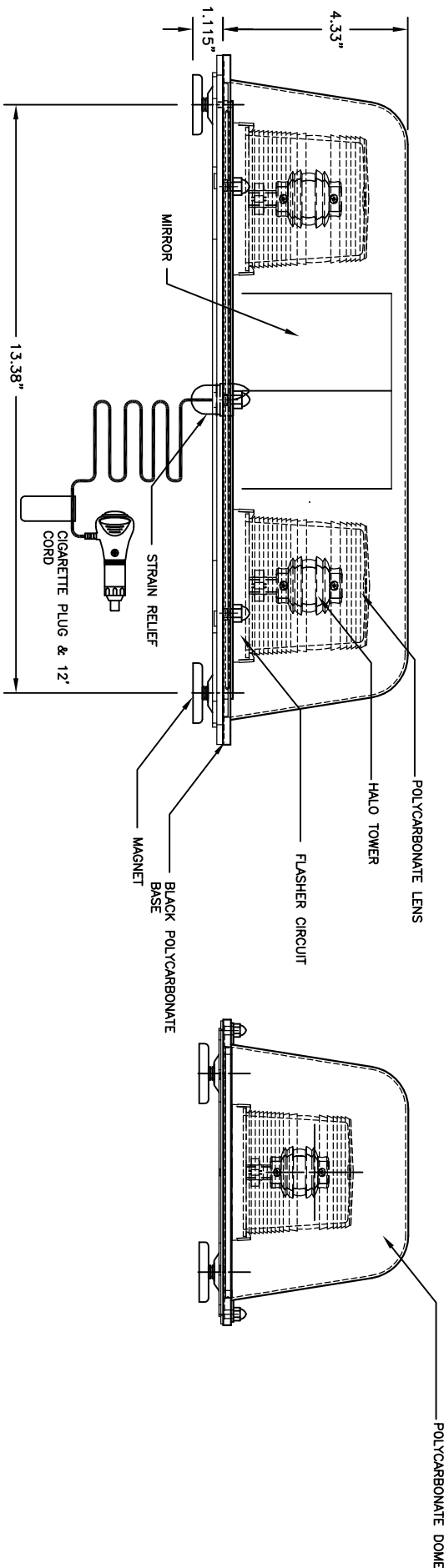
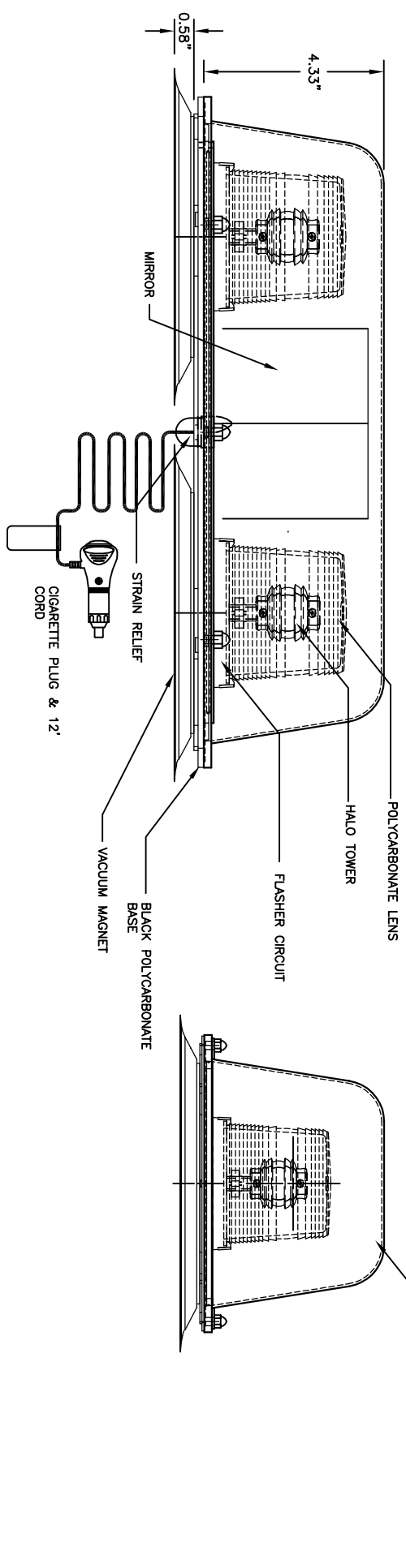


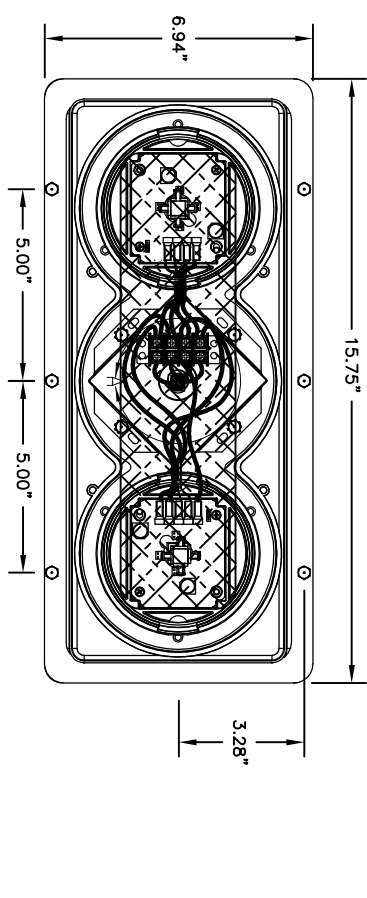
MAGNETIC MOUNT



VACUUM MAGNETIC MOUNT



REV.	ECR	DESCRIPTION	DATE
-	12074	INITIAL DRAWING REQUEST	06/30/14



UNLESS OTHERWISE SPECIFIED: DIMENSIONS ARE IN INCHES Drill Tolerances ± 0.003		DRAWN BY: TA/DPL
Artwork and board size TOLERANCES: ANGULAR: ± 2 DEG. X ± 100 XX ± 020 XXX ± 005 XXXX ± 001		DRAWING APPROVED BY EGR
ROHS COMPLIANT: NA		THE INFORMATION CONTAINED IN THIS DRAWING IS THE SOLE PROPERTY OF STAR HEADLIGHT & LANTERN CO., INC. ANY REPRODUCTION IN PART OR AS A WHOLE WITHOUT THE WRITTEN PERMISSION OF STAR HEADLIGHT & LANTERN CO., INC. IS STRICTLY PROHIBITED.
MATERIAL: N/A		MODEL: 9200H8L-* (* = A,B,C,G,R) 9200H8LM-* (* = A,B,C,G,R)
FINISH: N/A		TITLE: MODEL DRAWING
DWG. NO. 9200H8L		REV. -
SCALE: 1:1 DO NOT SCALE FROM DRAWING		SHEET 2 OF 2

STAR HEADLIGHT & LANTERN CO., INC.
 455 ROCHESTER ST. AVON NY 14414
 Ph: (585) 226-9500 Fax: (585) 226-2029