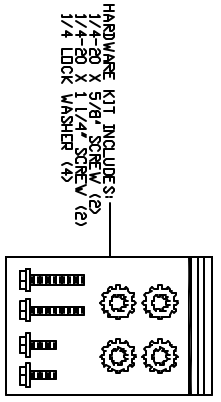
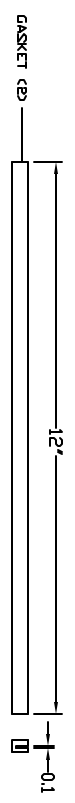
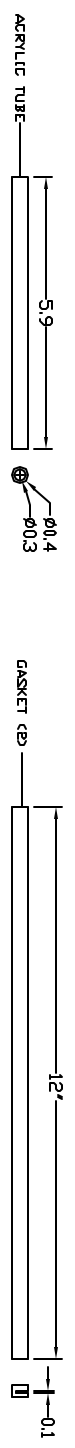
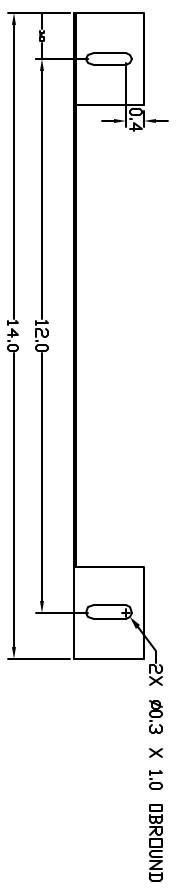



REV.	ECR	DESCRIPTION	DATE
-	9049	INITIAL DRAWING REQUEST	05/11/10



HARDWARE KIT INCLUDES:
 2 1/4" X 1/4" SCREW (2)
 2 1/4" LOCK WASHER (2)

UNLESS OTHERWISE SPECIFIED: DIMENSIONS ARE IN INCHES Dmit Tolerances = 0.003		DRAWN BY: TA	
Network and board size TOLERANCES: ANGULAR: ± 2 DEG. XX ± .020 XXX ± .005 XXXX ± .001		THE INFORMATION CONTAINED IN THIS DRAWING IS THE SOLE PROPERTY OF STAR HEADLIGHT & LANTERN CO., INC. ANY REPRODUCTION IN PART OR AS A WHOLE WITHOUT THE WRITTEN PERMISSION OF STAR HEADLIGHT & LANTERN CO., INC. IS STRICTLY PROHIBITED.	
ROHS COMPLIANT: NO	MATERIAL: N/A	DWG. NO. SR12	REV -
FINISH: N/A		TITLE: 14" HORIZONTAL MOUNT KIT	
SCALE: 1:1 DO NOT SCALE FROM DRAWING		SHEET 1 OF 1	

STAR HEADLIGHT & LANTERN CO., INC.
 455 ROCHESTER ST. AVON NY 14414
 Ph: (585) 226-9500 Fax: (585) 226-2029