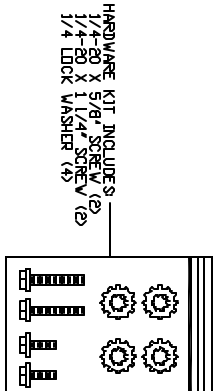
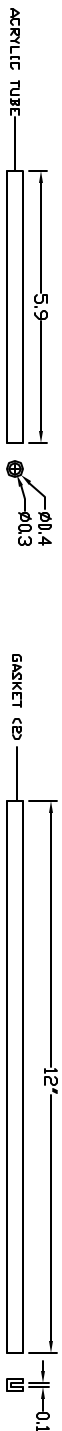
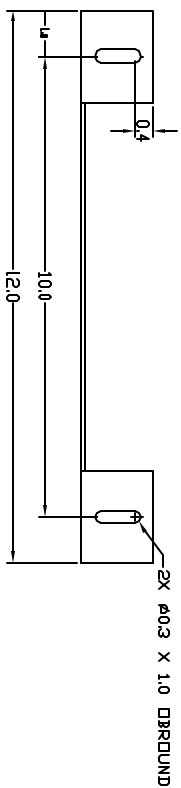
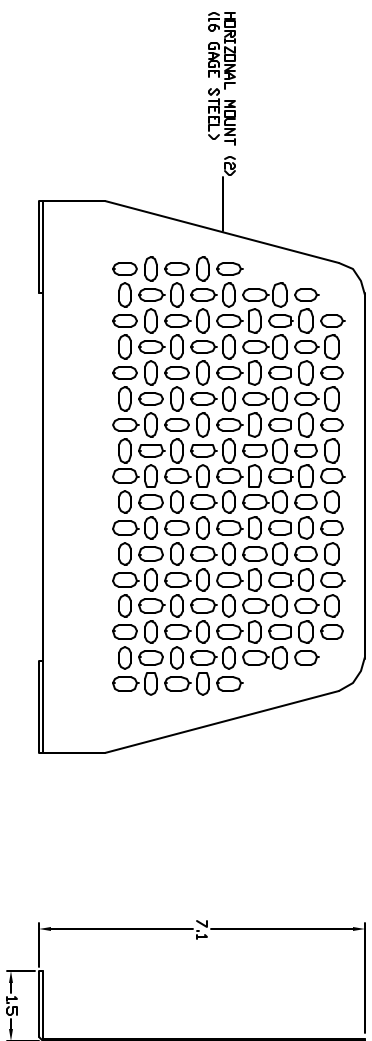


REV.	ECR	DESCRIPTION	DATE
-	9049	INITIAL DRAWING REQUEST	05/11/10



HARDWARE KIT INCLUDES:
 2 SCREWS (Ø)
 2 WASHERS (Ø)
 2 NUTS (Ø)

UNLESS OTHERWISE SPECIFIED: DIMENSIONS ARE IN INCHES Dmill Tolerances ± 0.003		DRAWN BY: TA	
Artwork and board size TOLERANCES: ANGULAR ± 2 DEG. X ± .020 XXX ± .005 .XXX ± .001		THE INFORMATION CONTAINED IN THIS DRAWING IS THE SOLE PROPERTY OF STAR HEADLIGHT & LANTERN CO., INC. ANY REPRODUCTION IN PART OR AS A WHOLE WITHOUT THE WRITTEN PERMISSION OF STAR HEADLIGHT & LANTERN CO., INC. IS STRICTLY PROHIBITED.	
ROHS COMPLIANT:	NO	MODEL:	SR10
MATERIAL:	N/A	TITLE:	12" HORIZONTAL MOUNT KIT
FINISH:	N/A	DWG. NO.:	SR10
		SCALE: 1:1	DO NOT SCALE FROM DRAWING
		SHEET 1 OF 1	
		REV -	

STAR HEADLIGHT & LANTERN CO., INC.
 455 ROCHESTER ST. AVON NY 14414
 Ph: (585)226-9500 Fax: (585) 226-2029